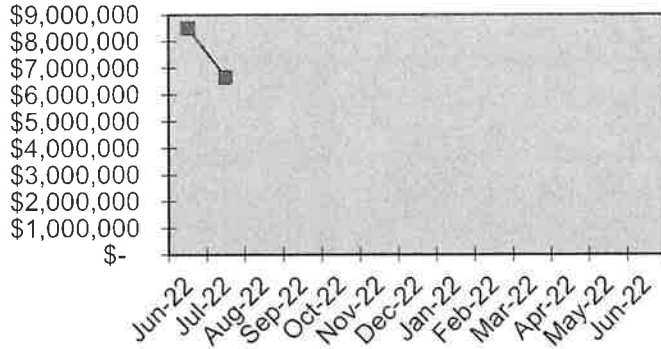


## River Valley School District Board Financial Report July 2022

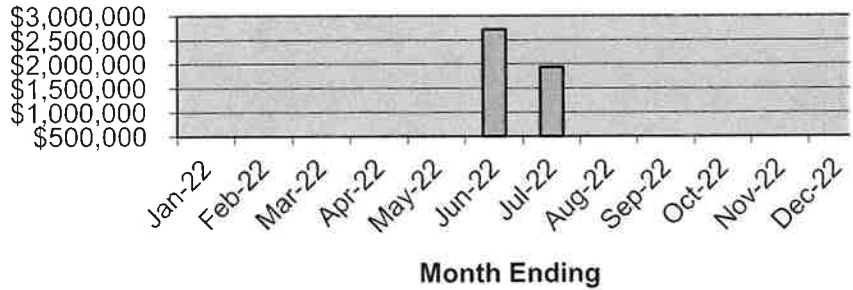
July-22

Month End Cash Balance	
	Actual
Jun-22	\$ 8,508,305
Jul-22	\$ 6,654,191
Aug-22	
Sep-22	
Oct-22	
Nov-22	
Dec-22	
Jan-22	
Feb-22	
Mar-22	
Apr-22	
May-22	
Jun-22	
Checks	
	\$ Amount
Jun-22	\$ 2,719,282
Jul-22	\$ 1,939,133
Aug-22	
Sep-22	
Oct-22	
Nov-22	
Dec-22	
Jan-22	
Feb-22	
Mar-22	
Apr-22	
May-22	
Jun-22	
Revenues	
	\$ Amount
Jun-22	\$ 2,197,060
Jul-22	\$ 224,981
Aug-22	
Sep-22	
Oct-22	
Nov-22	
Dec-22	
Jan-22	
Feb-22	
Mar-22	
Apr-22	
May-22	
Jun-22	

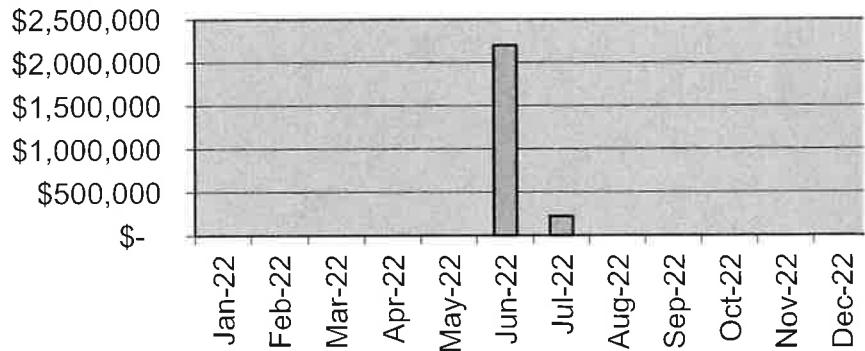
### Actual Cash Balance



### Check Disbursements



### Revenues



**July 2022**

**The Peoples Community Bank**

Beginning Balance	\$	5,593,634.11
ADD: Total Credits	\$	41,717.35
LESS: Total Debits	\$	2,105,125.04
	\$	<u>3,530,226.42</u>

**Local Government Investment Pool**

#1 (general account)	\$	3,123,964.52
#2 (fund 49 - building fund)	\$	664,141.87
#3 (fund 39 - debt service)	\$	-
#4 (Misc. Project)	\$	-

Subtotal \$ 3,788,106.39

**LESS: Short term loan** \$ -

Ending Balance \$7,318,332.81